


## PCB terminal block - PLH 5/ 7-7,5-ZF - 1792151


Please be informed that the data shown in this PDF Document is generated from our Online Catalog. Please find the complete data in the user's documentation. Our General Terms of Use for Downloads are valid (<http://download.phoenixcontact.com>)



PCB terminal block, Nominal current: 41 A, Nom. voltage: 1000 V, Pitch: 7.5 mm, Number of positions: 7, Connection method: Spring-cage conn., Mounting: Soldering, Conductor/PCB connection direction: 0 °, Color: green



### Key commercial data

Packing unit	1 PCE
GTIN	 4 046356 610711
Custom tariff number	85369010
Country of origin	GERMANY

### Technical data

#### Dimensions

Pitch	7.5 mm
Dimension a	45 mm
Pin dimensions	1,2 x 1,5 mm
Pin spacing	10 mm
Hole diameter	2 mm

#### General

Range of articles	PLH 5/
Insulating material group	I
Rated surge voltage (III/3)	8 kV
Rated surge voltage (III/2)	8 kV
Rated surge voltage (II/2)	8 kV
Rated voltage (III/3)	1000 V
Rated voltage (III/2)	1000 V
Rated voltage (II/2)	1000 V

# PCB terminal block - PLH 5/ 7-7,5-ZF - 1792151

## Technical data

### General

Nominal current $I_N$	41 A
Nominal cross section	6 mm <sup>2</sup>
Insulating material	PA
Solder pin surface	Sn
Inflammability class according to UL 94	V0
Stripping length	12 mm
Number of positions	7

### Connection data

Conductor cross section solid min.	0.2 mm <sup>2</sup>
Conductor cross section solid max.	6 mm <sup>2</sup>
Conductor cross section stranded min.	0.2 mm <sup>2</sup>
Conductor cross section stranded max.	6 mm <sup>2</sup>
Conductor cross section stranded, with ferrule without plastic sleeve min.	0.2 mm <sup>2</sup>
Conductor cross section stranded, with ferrule without plastic sleeve max.	6 mm <sup>2</sup>
Conductor cross section stranded, with ferrule with plastic sleeve min.	0.2 mm <sup>2</sup>
Conductor cross section stranded, with ferrule with plastic sleeve max.	6 mm <sup>2</sup>
Conductor cross section AWG/kcmil min.	24
Conductor cross section AWG/kcmil max	10
2 conductors with same cross section, stranded, TWIN ferrules with plastic sleeve, min.	0.5 mm <sup>2</sup>
2 conductors with same cross section, stranded, TWIN ferrules with plastic sleeve, max.	2.5 mm <sup>2</sup>

## Classifications

### eCl@ss

eCl@ss 4.0	272607xx
eCl@ss 4.1	27260701
eCl@ss 5.0	27260701
eCl@ss 5.1	27141190
eCl@ss 6.0	27261101
eCl@ss 7.0	27440401
eCl@ss 8.0	27440401

### ETIM

ETIM 4.0	EC002637
ETIM 5.0	EC002643

# PCB terminal block - PLH 5/ 7-7,5-ZF - 1792151

## Classifications

### UNSPSC

UNSPSC 6.01	30211810
UNSPSC 7.0901	39121409
UNSPSC 11	39121409
UNSPSC 12.01	39121409
UNSPSC 13.2	39121409

## Approvals

### Approvals

---

Approvals

GOST

---

Ex Approvals

---

Approvals submitted

---

### Approval details



## Accessories

Accessories

Marking

Marker cards - SK U/3,8 WH:UNBEDRUCKT - 0803906

Marker cards, Sheet, white, Unlabeled, Can be labeled with: Plotter, Office printing systems, Mounting type: Adhesive, Lettering field: 186 x 3.8 mm



Tools

# PCB terminal block - PLH 5/ 7-7,5-ZF - 1792151

## Accessories

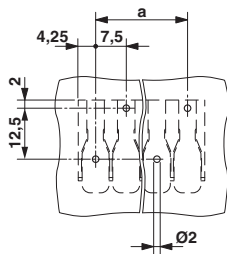
Crimping pliers - CRIMPFOX 6 - 1212034



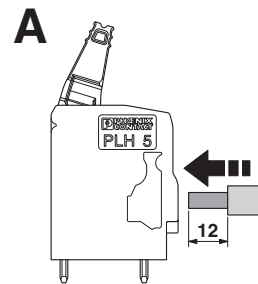
Crimping pliers, for ferrules as per DIN 46228 section 1+4, 0.25 - 6.0 mm<sup>2</sup>, insertion from the side, trapezoidal crimp

## Drawings

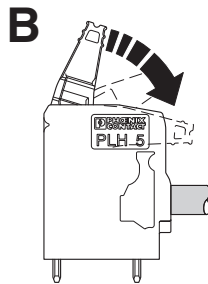
Drilling diagram



Functional drawing



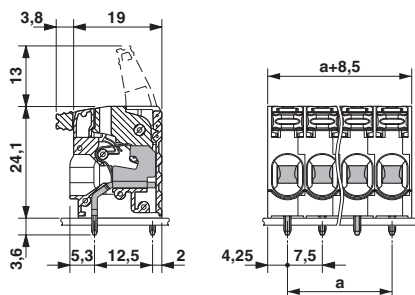
Functional drawing



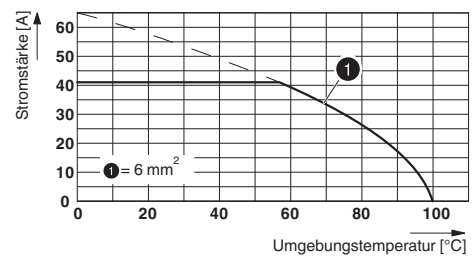
Functional drawing



Dimensioned drawing



Diagram



Type: PLH 5/...-7,5(-ZF)

