


# PCB terminal block - FFKDSA1/H1-5,08- 3 - 1907348

Please be informed that the data shown in this PDF Document is generated from our Online Catalog. Please find the complete data in the user's documentation. Our General Terms of Use for Downloads are valid (<http://phoenixcontact.com/download>)

PCB terminal block, nominal current: 15 A, nom. voltage: 320 V, pitch: 5.08 mm, number of positions: 3, connection method: Push-in spring connection, mounting: Wave soldering, conductor/PCB connection direction: 0°, color: green




The figure shows the 10-position version

## Why buy this product

- ✓ Time saving push-in connection, tools not required
- ✓ Defined contact force ensures that contact remains stable over the long term
- ✓ Intuitive use through colour coded actuation lever
- ✓ Operation and conductor connection from one direction enable integration into front of device
- ✓ Two solder pins reduce the mechanical strain on the soldering spots
- ✓ The latching on the side enables various numbers of positions to be combined



## Key Commercial Data

Packing unit	50 STK
GTIN	 4 017918 204877
GTIN	4017918204877

## Technical data

### Dimensions

Length [ l ]	13.65 mm
Pitch	5.08 mm
Dimension a	10.16 mm
Width [ w ]	17.74 mm
Constructional height	12.75 mm
Height [ h ]	16.15 mm
Solder pin [ P ]	3.4 mm
Pin dimensions	0,5 x 1 mm
Pin spacing	7.62 mm

# PCB terminal block - FFKDSA1/H1-5,08- 3 - 1907348

## Technical data

### Dimensions

Hole diameter	1.3 mm
---------------	--------

### General

Range of articles	FFKDS(A)/H1
Rated surge voltage (III/3)	4 kV
Rated surge voltage (III/2)	4 kV
Rated surge voltage (II/2)	4 kV
Rated voltage (III/3)	250 V
Rated voltage (III/2)	320 V
Rated voltage (II/2)	630 V
Connection in acc. with standard	EN-VDE
Nominal current $I_N$	15 A
Nominal cross section	1.5 mm <sup>2</sup>
Stripping length	10 mm
Number of positions	3

### Connection data

Conductor cross section AWG min.	24
Conductor cross section AWG max.	16

### Standards and Regulations

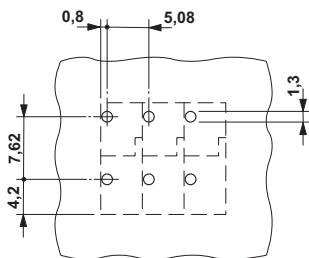
Connection in acc. with standard	EN-VDE
	CUL

### Environmental Product Compliance

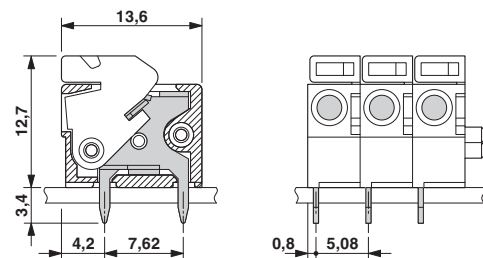
China RoHS	Environmentally friendly use period: unlimited = EFUP-e
	No hazardous substances above threshold values

## Drawings

Drilling diagram



Dimensional drawing



## Approvals

### Approvals

# PCB terminal block - FFKDSA1/H1-5,08- 3 - 1907348

## Approvals

Approvals

EAC / cULus Recognized


---

Ex Approvals

---

## Approval details

EAC		B.01742
-----	---	---------

cULus Recognized		<a href="http://database.ul.com/cgi-bin/XYV/template/LISEXT/1FRAME/index.htm">http://database.ul.com/cgi-bin/XYV/template/LISEXT/1FRAME/index.htm</a>	E60425-19870330
	D	B	
Nominal voltage UN	300 V	300 V	
Nominal current IN	10 A	10 A	
mm <sup>2</sup> /AWG/kcmil	22-16	22-16	

---

Phoenix Contact 2018 © - all rights reserved  
<http://www.phoenixcontact.com>

PHOENIX CONTACT GmbH & Co. KG  
Flachsmarktstr. 8  
32825 Blomberg  
Germany  
Tel. +49 5235 300  
Fax +49 5235 3 41200  
<http://www.phoenixcontact.com>